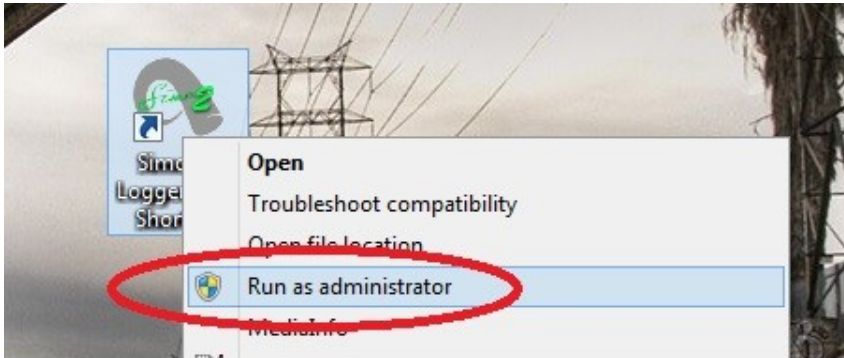
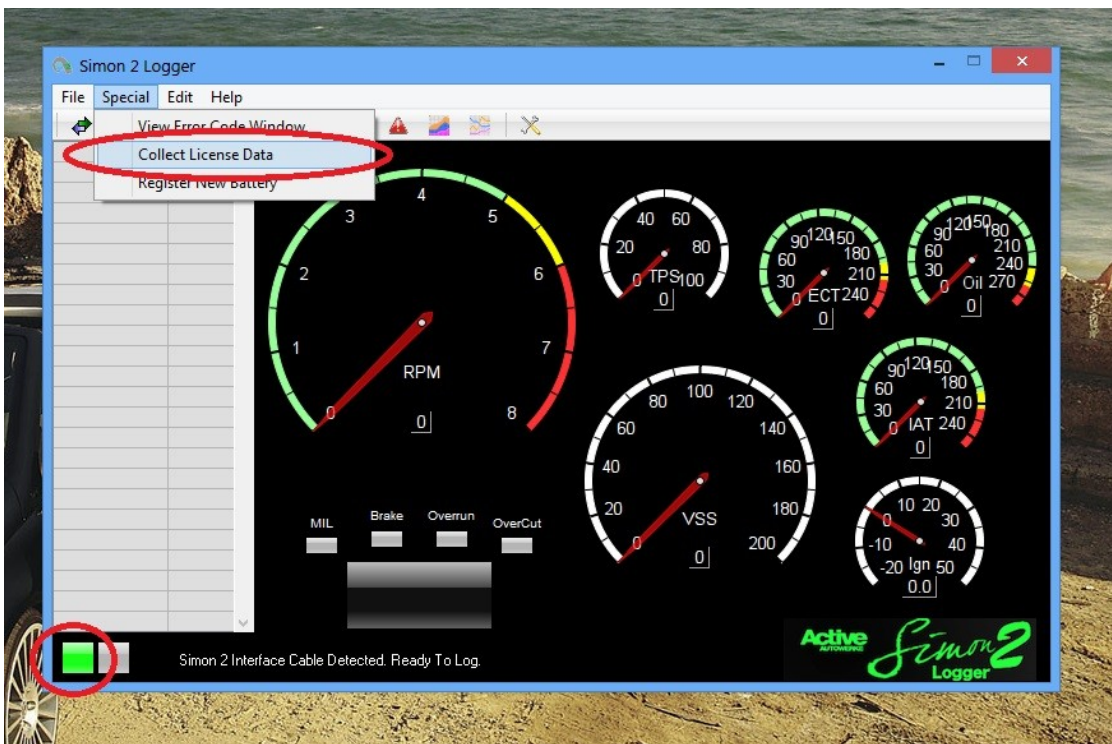


How to obtain a license request using Simon 2 Datalogger.

1. Contact our sales department to pay for the license \$59.
2. Download the Simon 2 Datalogger from our website, make sure about your operation system <http://store.activeautowerke.com/pages/downloads>
3. Plug in your Simon 2 Cable into any USB port and wait until the computer recognized it
4. Install and run the Simon 2 Datalogger software, for windows 7 and 8 users please run the software as administrator.



5. Check the cable connection, the software need to show a green square in the left bottom side of the interface.

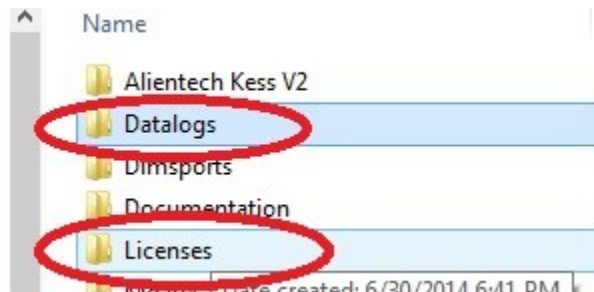


6. This software need to be married to your vehicle, it won't log any live data without a license, each license is married to an specific vehicle, for that you need to plug in the Simon 2 cable to



the OBDII port in your vehicle, start the car, then press the Collect License Data option under the Special menu in the tool bar, full fill the form and click ok.

7. Under the same installation path you will find two folders named Datalogs and Licenses , inside

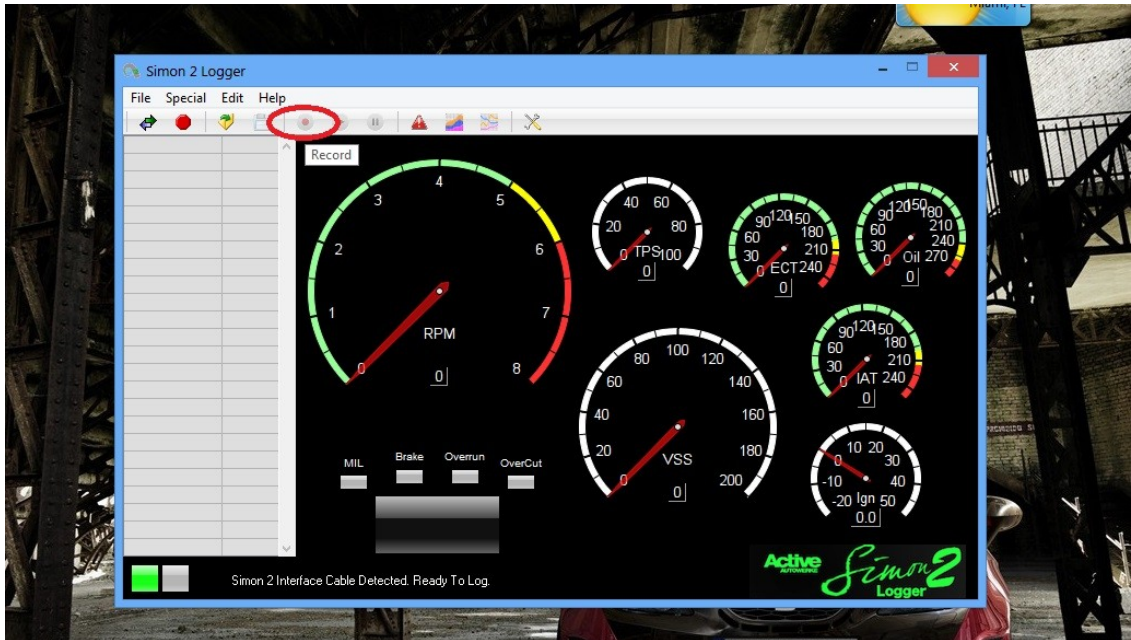


the license folder is a license file. (This file have a .lic extension)

8. Send that file to us softwaresupport@activeautowerke.com and specify your name and your vehicle model and year.
9. We will send you back a valid .key file, you need to move that file inside the license folder and them you can go to record live data. For that you need to plug the cable to the OBDII port ,run the software again, start the car, click on the Connect Button.



10. Then go drive the car for a while and record the performance , for that click the record button



11. The Datalogs files will be store inside the Datalogs Folder, send it to us and we will be able to see how your vehicle is being working.